













Table 1

1. General		
	Shift+Command+?	Open help menu
	Command+Z	Undo
	Shift+Command+Z	Redo
	Command+X	Cut the selected Item
	Command+C	Copy the selected Item
	Command+V	Paste the cut and copy items
2. Navigation		
	Space	Play/Stop and Start/stop capture
	Home	Move playhead to beginning of movie
	Right Arrow	Forward one frame
	Shift + Right Arrow	Forward ten frames
	Hold Right Arrow	Move playhead forward
	Left arrow	Back one frame
	Shift+Left Arrow	Back ten frames
	Left Arrow	
	Hold Left Arrow	Move playhead backward
	Down Arrow	Jump forward to the Beginning of next clip
	Up Arrow	Jump to the beginning of the current clip or jump to the previous clip
3. Import and Export		
	Command+I	Import media
4. Play video		
	Spacebar	Play video beginning from the frame beneath
	/	Play the selection only
	Shift+Command+F	Play selected item in full screen
	Esc	Exit full screen
	Left arrow/Right arrow	Move the palyhead by one frame
5. Manage events and projects		
	Command+N	Create a new movie project
	Command+Delete	Move to trash
	Command+,(comma)	Open iMovie preferences

6. Audio Editing 		
	V	Open voiceover controls in the viewer
	Shift+S	Turn on or silence audio while skimming video
	Option+Command+B	Detach audio from a clip
7. Video editing 		
	E	Add the selection to the movie
	Q	Connect the clip at the playhead position
	W	Insert the selection in the movie
	Command+A	Select an entire clip or project
	Shift+Command+A	Deselect all clips
	Shift+Command+E	Automatically improve the Video and audio quality
	F	Select as favorite
	U	Unmark selected favorite
	Delete	Select the selection as rejected or delete
	Command+/ Command+B	Open the precision editor Split clip at Playhead
	Option+F	Create/remove still frame
8. Text editing 		
	Command+C	Copy the selected Text
	Command+X	Cut the selected Text
	Command+V	Paste the copied Text
9. Windows 		
	Command+M	Minimize to Dock
		1 Go to library view
		2 Go to iMovie projects
		3 Go to iMovie theater
	Shift+Command+1	Show or hide the Libraries list
	Command+1	Show The Library (Browser)
	Command+2	Show Audio Library (iTunes)
	Command+3	Show Titles
	Command+4	Show map and backgrounds
	Command+5	Show transitions in the browser
	Command+6	Show Themes
	Shift+Command+F	Play in full screen

1. General				
2. Navigation				
				
				
3. Import and Export 				
4. Play video 				
5. Manage events and projects 				

6. Audio Editing 				
7. Video editing 				
8. Text editing 				
9. Windows 